

LPS® PF® Solvent (Aerosol)

ITW Pro Brands. -GA

Part Number: 61420
 Version No: 1.9
 Safety Data Sheet according to OSHA HazCom Standard (2024) requirements

Initial Date: 22/08/2024
 Revision Date: 01/07/2025
 Print Date: 02/07/2025
 S.GHS.USA.EN

SECTION 1 Identification

Product Identifier

Product name	LPS® PF® Solvent (Aerosol)
Proper shipping name	See Section 14
Other means of identification	Not Available

Recommended use of the chemical and restrictions on use

Relevant identified uses	For Industrial Use Only Use according to manufacturer's directions.
--------------------------	------------------------------------------------------------------------

Name, address, and telephone number of the chemical manufacturer, importer, or other responsible party

Registered company name	ITW Pro Brands. -GA
Address	4647 Hugh Howell Rd. Tucker, GA United States
Telephone	770-243-8800
Fax	Not Available
Website	www.itwprobrands.com
Email	lpssds@itwprobrands.com

Emergency phone number

Association / Organisation	Dykem/Dymon/Scrubs = Call InfoTrac For_LPS & Other Brands = Call Chemtrec
Emergency telephone number(s)	1-800-535-5053 (InfoTrac Inside US) 1-800-424-9300 (Chemtrec Inside US)
Other emergency telephone number(s)	1-352-323-3500 (Infotrac Outside US) +001 703-527-3887 (Chemtrec Outside US)

SECTION 2 Hazard(s) identification

Classification of the substance or mixture

Classification	Aerosols, Hazard Category 1, Aspiration Hazard Category 1, Sensitisation (Skin) Category 1
----------------	--------------------------------------------------------------------------------------------

Label elements

Hazard pictogram(s)	
---------------------	-------------------------------------------------------------------------------------

Signal word	Danger
-------------	---------------

Hazard statement(s)

H222+H229	Extremely flammable aerosol. Pressurized container: may burst if heated.
H304	May be fatal if swallowed and enters airways.
H317	May cause an allergic skin reaction.

Hazard(s) not otherwise classified

Not Applicable

Precautionary statement(s) Prevention

LPS® PF® Solvent (Aerosol)

P210	Keep away from heat, hot surfaces, sparks, open flames and other ignition sources. No smoking.
P211	Do not spray on an open flame or other ignition source.
P251	Do not pierce or burn, even after use.
P280	Wear protective gloves and protective clothing.
P261	Avoid breathing gas.
P272	Contaminated work clothing must not be allowed out of the workplace.

Precautionary statement(s) Response

P301+P310	IF SWALLOWED: Immediately call a POISON CENTER/doctor/physician/first aider.
P331	Do NOT induce vomiting.
P302+P352	IF ON SKIN: Wash with plenty of water and soap.
P333+P313	If skin irritation or rash occurs: Get medical advice/attention.
P362+P364	Take off contaminated clothing and wash it before reuse.

Precautionary statement(s) Storage

P405	Store locked up.
P410+P412	Protect from sunlight. Do not expose to temperatures exceeding 50 °C/122 °F.

Precautionary statement(s) Disposal

P501	Dispose of contents/container to authorised hazardous or special waste collection point in accordance with any local regulation.
------	----------------------------------------------------------------------------------------------------------------------------------

No further product hazard information.

SECTION 3 Composition / information on ingredients

Substances

See section below for composition of Mixtures

Mixtures

CAS No	%[weight]	Name
64742-48-9.	80-100	<u>naphtha petroleum, heavy, hydrotreated</u>
5989-27-5	5-10	<u>d-limonene****</u>
124-38-9	1-5	<u>carbon dioxide</u>

The specific chemical identity and/or exact percentage (concentration) of composition has been withheld as a trade secret.

SECTION 4 First-aid measures

Description of first aid measures

Eye Contact	<p>If aerosols come in contact with the eyes:</p> <ul style="list-style-type: none"> ▶ Immediately hold the eyelids apart and flush the eye with fresh running water. ▶ Ensure complete irrigation of the eye by keeping eyelids apart and away from eye and moving the eyelids by occasionally lifting the upper and lower lids. ▶ Seek medical attention without delay; if pain persists or recurs seek medical attention. ▶ Removal of contact lenses after an eye injury should only be undertaken by skilled personnel.
Skin Contact	<p>If solids or aerosol mists are deposited upon the skin:</p> <ul style="list-style-type: none"> ▶ Flush skin and hair with running water (and soap if available). ▶ Remove any adhering solids with industrial skin cleansing cream. ▶ DO NOT use solvents. ▶ Seek medical attention in the event of irritation.
Inhalation	<p>If aerosols, fumes or combustion products are inhaled:</p> <ul style="list-style-type: none"> ▶ Remove to fresh air. ▶ Lay patient down. Keep warm and rested. ▶ Prostheses such as false teeth, which may block airway, should be removed, where possible, prior to initiating first aid procedures. ▶ If breathing is shallow or has stopped, ensure clear airway and apply resuscitation, preferably with a demand valve resuscitator, bag-valve mask device, or pocket mask as trained. Perform CPR if necessary.
Ingestion	Not considered a normal route of entry.

Most important symptoms and effects, both acute and delayed

See Section 11

Indication of any immediate medical attention and special treatment needed

Treat symptomatically.

SECTION 5 Fire-fighting measures

Extinguishing media

SMALL FIRE:

- ▶ Water spray, dry chemical or CO2

LARGE FIRE:

- ▶ Water spray or fog.

Special hazards arising from the substrate or mixture

Fire Incompatibility

- ▶ Avoid contamination with oxidising agents i.e. nitrates, oxidising acids, chlorine bleaches, pool chlorine etc. as ignition may result

Special protective equipment and precautions for fire-fighters

Fire Fighting	<p>FOR FIRES INVOLVING MANY GAS CYLINDERS:</p> <ul style="list-style-type: none"> ▶ To stop the flow of gas, specifically trained personnel may inert the atmosphere to reduce oxygen levels thus allowing the capping of leaking container(s). ▶ Reduce the rate of flow and inject an inert gas, if possible, before completely stopping the flow to prevent flashback. ▶ DO NOT extinguish the fire until the supply is shut off otherwise an explosive re-ignition may occur. ▶ If the fire is extinguished and the flow of gas continues, used increased ventilation to prevent build-up, of explosive atmosphere. ▶ Use non-sparking tools to close container valves. ▶ Be CAUTIOUS of a Boiling Liquid Evaporating Vapour Explosion, <i>BLEVE</i>, if fire is impinging on surrounding containers. ▶ Direct 2500 litre/min (500 gpm) water stream onto containers above liquid level with the assistance remote monitors. ▶ Alert Fire Brigade and tell them location and nature of hazard. ▶ May be violently or explosively reactive. ▶ Wear breathing apparatus plus protective gloves. ▶ Prevent, by any means available, spillage from entering drains or water course. ▶ If safe, switch off electrical equipment until vapour fire hazard removed. ▶ Use water delivered as a fine spray to control fire and cool adjacent area. ▶ DO NOT approach containers suspected to be hot. ▶ Cool fire exposed containers with water spray from a protected location. ▶ If safe to do so, remove containers from path of fire. ▶ Equipment should be thoroughly decontaminated after use. <p>-----</p> <p>GENERAL</p> <p>-----</p> <ul style="list-style-type: none"> ▶ Alert Fire Brigade and tell them location and nature of hazard. ▶ May be violently or explosively reactive. ▶ Wear breathing apparatus plus protective gloves. ▶ Consider evacuation ▶ Fight fire from a safe distance, with adequate cover. ▶ If safe, switch off electrical equipment until vapour fire hazard removed. ▶ Use water delivered as a fine spray to control fire and cool adjacent area. ▶ DO NOT approach cylinders suspected to be hot. ▶ Cool fire-exposed cylinders with water spray from a protected location. ▶ If safe to do so, remove containers from path of fire. <p>-----</p> <p>FIRE FIGHTING PROCEDURES:</p> <p>-----</p> <ul style="list-style-type: none"> ▶ The only safe way to extinguish a flammable gas fire is to stop the flow of gas. ▶ If the flow cannot be stopped, allow the entire contents of the cylinder to burn while cooling the cylinder and surroundings with water from a suitable distance. ▶ Extinguishing the fire without stopping the gas flow may permit the formation of ignitable or explosive mixtures with air. These mixtures may propagate to a source of ignition. <p>-----</p> <p>SPECIAL HAZARDS</p> <p>-----</p> <ul style="list-style-type: none"> ▶ Excessive pressures may develop in a gas cylinder exposed in a fire; this may result in explosion. ▶ Cylinders with pressure relief devices may release their contents as a result of fire and the released gas may constitute a further source of hazard for the fire-fighter. ▶ Cylinders without pressure-relief valves have no provision for controlled release and are therefore more likely to explode if exposed to fire. <p>-----</p> <p>FIRE FIGHTING REQUIREMENTS:</p> <p>-----</p> <p>The need for proximity, entry and flash-over protection and special protective clothing should be determined for each incident, by a competent fire-fighting safety professional.</p>
Fire/Explosion Hazard	<ul style="list-style-type: none"> ▶ Liquid and vapour are flammable. ▶ Moderate fire hazard when exposed to heat or flame. ▶ Vapour forms an explosive mixture with air. ▶ Moderate explosion hazard when exposed to heat or flame. ▶ Vapour may travel a considerable distance to source of ignition. ▶ Heating may cause expansion or decomposition leading to violent rupture of containers. ▶ Aerosol cans may explode on exposure to naked flame. ▶ Rupturing containers may rocket and scatter burning materials. ▶ Hazards may not be restricted to pressure effects. ▶ May emit acrid, poisonous or corrosive fumes. ▶ On combustion, may emit toxic fumes of carbon monoxide (CO).

SECTION 6 Accidental release measures**Personal precautions, protective equipment and emergency procedures**

See section 8

Environmental precautions

See section 12

Methods and material for containment and cleaning up

Minor Spills	<ul style="list-style-type: none"> ▶ Clean up all spills immediately. ▶ Avoid breathing vapours and contact with skin and eyes. ▶ Wear protective clothing, impervious gloves and safety glasses. ▶ Shut off all possible sources of ignition and increase ventilation. ▶ Wipe up. ▶ If safe, damaged cans should be placed in a container outdoors, away from all ignition sources, until pressure has dissipated. ▶ Undamaged cans should be gathered and stowed safely.
Major Spills	<ul style="list-style-type: none"> ▶ Clear area of all unprotected personnel and move upwind. ▶ Alert Emergency Authority and advise them of the location and nature of hazard. ▶ May be violently or explosively reactive. ▶ Wear full body clothing with breathing apparatus.

Continued...

LPS® PF® Solvent (Aerosol)

- ▶ Prevent by any means available, spillage from entering drains and water-courses.
- ▶ Consider evacuation.
- ▶ Shut off all possible sources of ignition and increase ventilation.
- ▶ No smoking or naked lights within area.
- ▶ Use extreme caution to prevent violent reaction.
- ▶ Stop leak only if safe to do so.
- ▶ Water spray or fog may be used to disperse vapour.
- ▶ DO NOT enter confined space where gas may have collected.
- ▶ Keep area clear until gas has dispersed.
- ▶ Remove leaking cylinders to a safe place.
- ▶ Fit vent pipes. Release pressure under safe, controlled conditions
- ▶ Burn issuing gas at vent pipes.
- ▶ DO NOT exert excessive pressure on valve; DO NOT attempt to operate damaged valve.
- ▶ Clear area of personnel and move upwind.
- ▶ Alert Fire Brigade and tell them location and nature of hazard.
- ▶ May be violently or explosively reactive.
- ▶ Wear breathing apparatus plus protective gloves.
- ▶ Prevent, by any means available, spillage from entering drains or water courses
- ▶ No smoking, naked lights or ignition sources.
- ▶ Increase ventilation.
- ▶ Stop leak if safe to do so.
- ▶ Water spray or fog may be used to disperse / absorb vapour.
- ▶ Absorb or cover spill with sand, earth, inert materials or vermiculite.
- ▶ If safe, damaged cans should be placed in a container outdoors, away from ignition sources, until pressure has dissipated.
- ▶ Undamaged cans should be gathered and stowed safely.
- ▶ Collect residues and seal in labelled drums for disposal.

Personal Protective Equipment advice is contained in Section 8 of the SDS.

SECTION 7 Handling and storage


Precautions for safe handling

Safe handling	<ul style="list-style-type: none"> ▶ Avoid all personal contact, including inhalation. ▶ Wear protective clothing when risk of exposure occurs. ▶ Use in a well-ventilated area. ▶ Prevent concentration in hollows and sumps. ▶ DO NOT enter confined spaces until atmosphere has been checked. ▶ Avoid smoking, naked lights or ignition sources. ▶ Avoid contact with incompatible materials. ▶ When handling, DO NOT eat, drink or smoke. ▶ DO NOT incinerate or puncture aerosol cans. ▶ DO NOT spray directly on humans, exposed food or food utensils. ▶ Avoid physical damage to containers. ▶ Always wash hands with soap and water after handling. ▶ Work clothes should be laundered separately. ▶ Use good occupational work practice. ▶ Observe manufacturer's storage and handling recommendations contained within this SDS. ▶ Atmosphere should be regularly checked against established exposure standards to ensure safe working conditions are maintained. <p>NFPA 30B Storage Level: 3</p>
----------------------	---------------------------------------------------------------------------------------------------------------------------------------------------------------------------------------------------------------------------------------------------------------------------------------------------------------------------------------------------------------------------------------------------------------------------------------------------------------------------------------------------------------------------------------------------------------------------------------------------------------------------------------------------------------------------------------------------------------------------------------------------------------------------------------------------------------------------------------------------------------------------------------------------------------------------------------------------------------------------------------------------------------------------------------------------------------------------------------------------------------------------------------------------------------------------------------------------------

Other information	<ul style="list-style-type: none"> ▶ Keep dry to avoid corrosion of cans. Corrosion may result in container perforation and internal pressure may eject contents of can ▶ Store in original containers in approved flammable liquid storage area. ▶ DO NOT store in pits, depressions, basements or areas where vapours may be trapped. ▶ No smoking, naked lights, heat or ignition sources. ▶ Keep containers securely sealed. Contents under pressure. ▶ Store away from incompatible materials. ▶ Store in a cool, dry, well ventilated area. ▶ Avoid storage at temperatures higher than 40 deg C. ▶ Store in an upright position. ▶ Protect containers against physical damage. ▶ Check regularly for spills and leaks. ▶ Observe manufacturer's storage and handling recommendations contained within this SDS. ▶ Do not cut, drill, grind, weld or perform similar operations on or near containers. Containers, even those that have been emptied, can contain explosive vapours.
--------------------------	------------------------------------------------------------------------------------------------------------------------------------------------------------------------------------------------------------------------------------------------------------------------------------------------------------------------------------------------------------------------------------------------------------------------------------------------------------------------------------------------------------------------------------------------------------------------------------------------------------------------------------------------------------------------------------------------------------------------------------------------------------------------------------------------------------------------------------------------------------------------------------------------------------------------------------------------------------------------------------------------------------------------------------------------------------------------------------------------------------------------------

Conditions for safe storage, including any incompatibilities

Suitable container	<ul style="list-style-type: none"> ▶ Aerosol dispenser. ▶ Check that containers are clearly labelled.
Storage incompatibility	<ul style="list-style-type: none"> ▶ Compressed gases may contain a large amount of kinetic energy over and above that potentially available from the energy of reaction produced by the gas in chemical reaction with other substances ▶ Avoid reaction with oxidising agents



X — Must not be stored together
 0 — May be stored together with specific preventions
 + — May be stored together

Note: Depending on other risk factors, compatibility assessment based on the table above may not be relevant to storage situations, particularly where large volumes of dangerous goods are stored and handled. Reference should be made to the Safety Data Sheets for each substance or article and risks assessed accordingly.

SECTION 8 Exposure controls / personal protection

Control parameters

Occupational Exposure Limits (OEL)

Continued...

LPS® PF® Solvent (Aerosol)

INGREDIENT DATA


Source	Ingredient	Material name	TWA	STEL	Peak	Notes
US OSHA Permissible Exposure Limits (PELs) Table Z-1	naphtha petroleum, heavy, hydrotreated	Oil mist, mineral	5 mg/m3	Not Available	Not Available	Not Available
US OSHA Permissible Exposure Limits (PELs) Table Z-1	carbon dioxide	Carbon dioxide	5000 ppm / 9000 mg/m3	Not Available	Not Available	Not Available
US NIOSH Recommended Exposure Limits (RELs)	carbon dioxide	Carbon dioxide	5000 ppm / 9000 mg/m3	54000 mg/m3 / 30000 ppm	Not Available	Not Available

Emergency Limits

Ingredient	TEEL-1	TEEL-2	TEEL-3
naphtha petroleum, heavy, hydrotreated	350 mg/m3	1,800 mg/m3	40,000 mg/m3
d-limonene****	15 ppm	67 ppm	170 ppm

Ingredient	Original IDLH	Revised IDLH
naphtha petroleum, heavy, hydrotreated	2,500 mg/m3	Not Available
d-limonene****	Not Available	Not Available
carbon dioxide	40,000 ppm	Not Available

Exposure controls

Appropriate engineering controls	<p>Engineering controls are used to remove a hazard or place a barrier between the worker and the hazard. Well-designed engineering controls can be highly effective in protecting workers and will typically be independent of worker interactions to provide this high level of protection. The basic types of engineering controls are:</p> <p>Process controls which involve changing the way a job activity or process is done to reduce the risk.</p> <p>Enclosure and/or isolation of emission source which keeps a selected hazard 'physically' away from the worker and ventilation that strategically 'adds' and 'removes' air in the work environment. Ventilation can remove or dilute an air contaminant if designed properly. The design of a ventilation system must match the particular process and chemical or contaminant in use.</p> <p>Employers may need to use multiple types of controls to prevent employee overexposure.</p> <p>General exhaust is adequate under normal conditions. If risk of overexposure exists, wear SAA approved respirator. Correct fit is essential to obtain adequate protection.</p> <p>Provide adequate ventilation in warehouse or closed storage areas.</p> <p>Air contaminants generated in the workplace possess varying 'escape' velocities which, in turn, determine the 'capture velocities' of fresh circulating air required to effectively remove the contaminant.</p> <table border="1" style="width: 100%;"> <thead> <tr> <th>Type of Contaminant:</th> <th>Speed:</th> </tr> </thead> <tbody> <tr> <td>aerosols, (released at low velocity into zone of active generation)</td> <td>0.5-1 m/s</td> </tr> <tr> <td>direct spray, spray painting in shallow booths, gas discharge (active generation into zone of rapid air motion)</td> <td>1-2.5 m/s (200-500 f/min.)</td> </tr> </tbody> </table> <p>Within each range the appropriate value depends on:</p> <table border="1" style="width: 100%;"> <thead> <tr> <th>Lower end of the range</th> <th>Upper end of the range</th> </tr> </thead> <tbody> <tr> <td>1: Room air currents minimal or favourable to capture</td> <td>1: Disturbing room air currents</td> </tr> <tr> <td>2: Contaminants of low toxicity or of nuisance value only.</td> <td>2: Contaminants of high toxicity</td> </tr> <tr> <td>3: Intermittent, low production.</td> <td>3: High production, heavy use</td> </tr> <tr> <td>4: Large hood or large air mass in motion</td> <td>4: Small hood-local control only</td> </tr> </tbody> </table> <p>Simple theory shows that air velocity falls rapidly with distance away from the opening of a simple extraction pipe. Velocity generally decreases with the square of distance from the extraction point (in simple cases). Therefore the air speed at the extraction point should be adjusted, accordingly, after reference to distance from the contaminating source. The air velocity at the extraction fan, for example, should be a minimum of 1-2 m/s (200-400 f/min.) for extraction of solvents generated in a tank 2 meters distant from the extraction point. Other mechanical considerations, producing performance deficits within the extraction apparatus, make it essential that theoretical air velocities are multiplied by factors of 10 or more when extraction systems are installed or used.</p>	Type of Contaminant:	Speed:	aerosols, (released at low velocity into zone of active generation)	0.5-1 m/s	direct spray, spray painting in shallow booths, gas discharge (active generation into zone of rapid air motion)	1-2.5 m/s (200-500 f/min.)	Lower end of the range	Upper end of the range	1: Room air currents minimal or favourable to capture	1: Disturbing room air currents	2: Contaminants of low toxicity or of nuisance value only.	2: Contaminants of high toxicity	3: Intermittent, low production.	3: High production, heavy use	4: Large hood or large air mass in motion	4: Small hood-local control only
Type of Contaminant:	Speed:																
aerosols, (released at low velocity into zone of active generation)	0.5-1 m/s																
direct spray, spray painting in shallow booths, gas discharge (active generation into zone of rapid air motion)	1-2.5 m/s (200-500 f/min.)																
Lower end of the range	Upper end of the range																
1: Room air currents minimal or favourable to capture	1: Disturbing room air currents																
2: Contaminants of low toxicity or of nuisance value only.	2: Contaminants of high toxicity																
3: Intermittent, low production.	3: High production, heavy use																
4: Large hood or large air mass in motion	4: Small hood-local control only																
Individual protection measures, such as personal protective equipment																	
Eye and face protection	<ul style="list-style-type: none"> ▶ Close fitting gas tight goggles ▶ Safety glasses with side shields. ▶ Chemical goggles.[AS/NZS 1337.1, EN166 or national equivalent] ▶ Contact lenses may pose a special hazard; soft contact lenses may absorb and concentrate irritants. 																
Skin protection	See Hand protection below																
Hands/feet protection	<ul style="list-style-type: none"> ▶ Wear general protective gloves, eg. light weight rubber gloves. ▶ No special equipment needed when handling small quantities. ▶ OTHERWISE: ▶ For potentially moderate exposures: ▶ Wear general protective gloves, eg. light weight rubber gloves. ▶ For potentially heavy exposures: ▶ Wear chemical protective gloves, eg. PVC. and safety footwear. 																
Body protection	See Other protection below																
Other protection	<p>No special equipment needed when handling small quantities.</p> <p>OTHERWISE:</p> <ul style="list-style-type: none"> ▶ Overalls. ▶ Skin cleansing cream. 																

- ▶ Eyewash unit.
- ▶ Do not spray on hot surfaces.

Respiratory protection

Aerosols, in common with most vapours/ mists, should never be used in confined spaces without adequate ventilation. Aerosols, containing agents designed to enhance or mask smell, have triggered allergic reactions in predisposed individuals.

SECTION 9 Physical and chemical properties**Information on basic physical and chemical properties**

Appearance	Colourless		
Physical state	Liquified Gas	Relative density (Water = 1)	Not Available
Odour	Not Available	Partition coefficient n-octanol / water	Not Available
Odour threshold	Not Available	Auto-ignition temperature (°C)	Not Available
pH (as supplied)	Not Applicable	Decomposition temperature (°C)	Not Available
Melting point / freezing point (°C)	Not Available	Viscosity (cSt)	1.5
Initial boiling point and boiling range (°C)	Not Applicable	Molecular weight (g/mol)	Not Available
Flash point (°C)	Not Applicable	Taste	Not Available
Evaporation rate	Not Available	Explosive properties	Not Available
Flammability	HIGHLY FLAMMABLE.	Oxidising properties	Not Available
Upper Explosive Limit (%)	5.3	Surface Tension (dyn/cm or mN/m)	Not Available
Lower Explosive Limit (%)	0.7	Volatile Component (%vol)	100
Vapour pressure (kPa)	0.06	Gas group	Not Available
Solubility in water	Immiscible	pH as a solution (1%)	Not Available
Vapour density (Air = 1)	Not Available	VOC %	97.2
Heat of Combustion (kJ/g)	39.94	Ignition Distance (cm)	Not Available
Flame Height (cm)	Not Available	Flame Duration (s)	Not Available
Enclosed Space Ignition Time Equivalent (s/m3)	Not Available	Enclosed Space Ignition Deflagration Density (g/m3)	Not Available
Nanoform Solubility	Not Available	Nanoform Particle Characteristics	Not Available
Particle Size	Not Available		

SECTION 10 Stability and reactivity

Reactivity	See section 7
Chemical stability	<ul style="list-style-type: none"> ▶ Elevated temperatures. ▶ Presence of open flame. ▶ Product is considered stable. ▶ Hazardous polymerisation will not occur.
Possibility of hazardous reactions	See section 7
Conditions to avoid	See section 7
Incompatible materials	See section 7
Hazardous decomposition products	See section 5

SECTION 11 Toxicological information**Information on toxicological effects**

a) Acute Toxicity	Based on available data, the classification criteria are not met.
b) Skin Irritation/Corrosion	Based on available data, the classification criteria are not met.
c) Serious Eye Damage/Irritation	Based on available data, the classification criteria are not met.
d) Respiratory or Skin sensitisation	There is sufficient evidence to classify this material as sensitising to skin or the respiratory system
e) Mutagenicity	Based on available data, the classification criteria are not met.
f) Carcinogenicity	Based on available data, the classification criteria are not met.
g) Reproductivity	Based on available data, the classification criteria are not met.
h) STOT - Single Exposure	Based on available data, the classification criteria are not met.
i) STOT - Repeated Exposure	Based on available data, the classification criteria are not met.
j) Aspiration Hazard	There is sufficient evidence to classify this material as an aspiration hazard
Inhaled	The material is not thought to produce adverse health effects or irritation of the respiratory tract (as classified by EC Directives using animal models). Nevertheless, good hygiene practice requires that exposure be kept to a minimum and that suitable control measures be used in an

LPS® PF® Solvent (Aerosol)

	occupational setting. WARNING: Intentional misuse by concentrating/inhaling contents may be lethal.
Ingestion	Considered an unlikely route of entry in commercial/industrial environments
Skin Contact	There is some evidence to suggest that this material can cause inflammation of the skin on contact in some persons. Open cuts, abraded or irritated skin should not be exposed to this material
Eye	Although the material is not thought to be an irritant (as classified by EC Directives), direct contact with the eye may produce transient discomfort characterised by tearing or conjunctival redness (as with windburn).
Chronic	Skin contact with the material is more likely to cause a sensitisation reaction in some persons compared to the general population. Main route of exposure to the gas in the workplace is by inhalation.
LPS® PF® Solvent (Aerosol)	TOXICITY
	Not Available
	IRRITATION
	Not Available
naphtha petroleum, heavy, hydrotreated	TOXICITY
	Dermal (Rat)LC50: >11 mg/l ^[2]
	Dermal (Rat)LD50: >4000 mg/kg ^[2]
	Inhalation (Rat) LC50: 3400 ppm/4h ^[2]
	Oral (Rat) LD50: >8000 mg/kg ^[2]
	IRRITATION
	Not Available
d-limonene****	TOXICITY
	Dermal (rabbit) LD50: >5000 mg/kg ^[2]
	Inhalation (Rat) LC50: 90860 mg/m ³ ^[2]
	Oral (Rat) LD50: 4400 mg/kg ^[2]
	Oral (Rat) LD50: 5300 mg/kg ^[2]
	IRRITATION
	Eye: no adverse effect observed (not irritating) ^[1]
	Skin (Rodent - mouse): 700mg/7D (intermittent) - Severe
	Skin (Rodent - rabbit): 10%/24H - Mild
	Skin (Rodent - rat): 100%/1H
	Skin: no adverse effect observed (not irritating) ^[1]
carbon dioxide	TOXICITY
	Not Available
	IRRITATION
	Not Available

Legend: 1. Value obtained from Europe ECHA Registered Substances - Acute toxicity 2. Value obtained from manufacturer's SDS. Unless otherwise specified data extracted from RTECS - Register of Toxic Effect of chemical Substances

Acute Toxicity	✗	Carcinogenicity	✗
Skin Irritation/Corrosion	✗	Reproductivity	✗
Serious Eye Damage/Irritation	✗	STOT - Single Exposure	✗
Respiratory or Skin sensitisation	✓	STOT - Repeated Exposure	✗
Mutagenicity	✗	Aspiration Hazard	✓

Legend: ✗ – Data either not available or does not fill the criteria for classification
✓ – Data available to make classification

SECTION 12 Ecological information

Toxicity

LPS® PF® Solvent (Aerosol)	Endpoint	Test Duration (hr)	Species	Value	Source
	Not Available	Not Available	Not Available	Not Available	Not Available
naphtha petroleum, heavy, hydrotreated	Endpoint	Test Duration (hr)	Species	Value	Source
	EC50	48h	Crustacea	>0.002mg/l	2
	EC50	96h	Algae or other aquatic plants	64mg/l	2
	EC50(ECx)	48h	Crustacea	>0.002mg/l	2
d-limonene****	Endpoint	Test Duration (hr)	Species	Value	Source
	LC50	96h	Fish	0.46mg/l	2
	EC50	48h	Crustacea	0.307mg/l	2
	EC50	72h	Algae or other aquatic plants	0.214mg/l	2
	NOEC(ECx)	0h	Algae or other aquatic plants	<0.05-1.5mg/L	4
carbon dioxide	Endpoint	Test Duration (hr)	Species	Value	Source
	LC50	96h	Fish	35mg/l	1

Continued...

LPS® PF® Solvent (Aerosol)

Legend: Extracted from 1. IUCALD Toxicity Data 2. Europe ECHA Registered Substances - Ecotoxicological Information - Aquatic Toxicity 4. US EPA, Ecotox database - Aquatic Toxicity Data 5. ECETOC Aquatic Hazard Assessment Data 6. NITE (Japan) - Bioconcentration Data 7. METI (Japan) - Bioconcentration Data 8. Vendor Data

DO NOT discharge into sewer or waterways.

Persistence and degradability

Ingredient	Persistence: Water/Soil	Persistence: Air
d-limonene****	HIGH	HIGH
carbon dioxide	LOW	LOW

Bioaccumulative potential

Ingredient	Bioaccumulation
d-limonene****	HIGH (LogKOW = 4.8275)
carbon dioxide	LOW (LogKOW = 0.83)

Mobility in soil

Ingredient	Mobility
d-limonene****	LOW (Log KOC = 1324)
carbon dioxide	HIGH (Log KOC = 1.498)



Other adverse effects

No evidence of ozone depleting properties were found in the current literature.

SECTION 13 Disposal considerations**Waste treatment methods**

Product / Packaging disposal	
	<ul style="list-style-type: none"> ▶ Consult State Land Waste Management Authority for disposal. ▶ Discharge contents of damaged aerosol cans at an approved site. ▶ Allow small quantities to evaporate. ▶ DO NOT incinerate or puncture aerosol cans. ▶ Bury residues and emptied aerosol cans at an approved site.

SECTION 14 Transport information**Labels Required**

	
Marine Pollutant	

Shipping container, transport vehicle placarding, and labeling may vary from the below information. This depends on the quantity shipped, the applicability of excepted quantity requirements, limited quantity requirements, and/or special provisions according to US DOT, IATA and IMDG regulations. In case of reshipment, it is the responsibility of the shipper to determine the appropriate labels and markings in accordance with applicable transport regulations.

Land transport (DOT)

14.1. UN number or ID number	1950	
14.2. UN proper shipping name	Aerosols, flammable, (each not exceeding 1 L capacity)	
14.3. Transport hazard class(es)	Class	2.1
	Subsidiary Hazard	Not Applicable
14.4. Packing group	Not Applicable	
14.5. Environmental hazard	Not Applicable	
14.6. Special precautions for user	Hazard Label	2.1
	Special provisions	N82

Air transport (ICAO-IATA / DGR)

14.1. UN number	1950	
14.2. UN proper shipping name	Aerosols, flammable, MARINE POLLUTANT	
14.3. Transport hazard class(es)	ICAO/IATA Class	2.1
	ICAO / IATA Subsidiary Hazard	Not Applicable
	ERG Code	10L

LPS® PF® Solvent (Aerosol)

14.4. Packing group	Not Applicable	
14.5. Environmental hazard	Not Applicable	
14.6. Special precautions for user	Special provisions	A145 A167 A802
	Cargo Only Packing Instructions	203
	Cargo Only Maximum Qty / Pack	150 kg
	Passenger and Cargo Packing Instructions	203
	Passenger and Cargo Maximum Qty / Pack	75 kg
	Passenger and Cargo Limited Quantity Packing Instructions	Y203
	Passenger and Cargo Limited Maximum Qty / Pack	30 kg G

Sea transport (IMDG-Code / GGVSee)

14.1. UN number	1950	
14.2. UN proper shipping name	AEROSOLS, MARINE POLLUTANT	
14.3. Transport hazard class(es)	IMDG Class	2.1
	IMDG Subsidiary Hazard	Not Applicable
14.4. Packing group	Not Applicable	
14.5. Environmental hazard	Marine Pollutant	
14.6. Special precautions for user	EMS Number	F-D , S-U
	Special provisions	63 190 277 327 344 381 959
	Limited Quantities	1000 ml

14.7. Maritime transport in bulk according to IMO instruments

14.7.1. Transport in bulk according to Annex II of MARPOL and the IBC code

Not Applicable

14.7.2. Transport in bulk in accordance with MARPOL Annex V and the IMSBC Code

Product name	Group
naphtha petroleum, heavy, hydrotreated	Not Available
d-limonene****	Not Available
carbon dioxide	Not Available

14.7.3. Transport in bulk in accordance with the IGC Code

Product name	Ship Type
naphtha petroleum, heavy, hydrotreated	Not Available
d-limonene****	Not Available
carbon dioxide	Not Available

SECTION 15 Regulatory information

Safety, health and environmental regulations / legislation specific for the substance or mixture

naphtha petroleum, heavy, hydrotreated is found on the following regulatory lists

Chemical Footprint Project - Chemicals of High Concern List
 US - Pennsylvania - Hazardous Substance List
 US DOE Temporary Emergency Exposure Limits (TEELs)
 US OSHA Permissible Exposure Limits (PELs) Table Z-1
 US Toxic Substances Control Act (TSCA) - Chemical Substance Inventory

d-limonene**** is found on the following regulatory lists

International Agency for Research on Cancer (IARC) - Agents Classified by the IARC Monographs - Not Classified as Carcinogenic
 US AIHA Workplace Environmental Exposure Levels (WEELs)
 US DOE Temporary Emergency Exposure Limits (TEELs)
 US EPA Integrated Risk Information System (IRIS)
 US Toxic Substances Control Act (TSCA) - Chemical Substance Inventory

carbon dioxide is found on the following regulatory lists

FEI Equine Prohibited Substances List - Controlled Medication
 FEI Equine Prohibited Substances List (EPLS)
 US - Massachusetts - Right To Know Listed Chemicals
 US - New Jersey Right to Know Hazardous Substances
 US - Pennsylvania - Hazardous Substance List
 US New York City Community Right-to-Know: List of Hazardous Substances
 US NIOSH Recommended Exposure Limits (RELs)
 US OSHA Permissible Exposure Limits (PELs) Table Z-1

US Toxic Substances Control Act (TSCA) - Chemical Substance Inventory

Additional Regulatory Information

Not Applicable

Federal Regulations**Superfund Amendments and Reauthorization Act of 1986 (SARA)****Section 311/312 hazard categories**

Flammable (Gases, Aerosols, Liquids, or Solids)	Yes
Gas under pressure	Yes
Explosive	No
Self-heating	No
Pyrophoric (Liquid or Solid)	No
Pyrophoric Gas	No
Corrosive to metal	No
Oxidizer (Liquid, Solid or Gas)	No
Organic Peroxide	No
Self-reactive	No
In contact with water emits flammable gas	No
Combustible Dust	No
Carcinogenicity	No
Acute toxicity (any route of exposure)	No
Reproductive toxicity	No
Skin Corrosion or Irritation	No
Respiratory or Skin Sensitization	Yes
Serious eye damage or eye irritation	No
Specific target organ toxicity (single or repeated exposure)	No
Aspiration Hazard	Yes
Germ cell mutagenicity	No
Simple Asphyxiant	No
Hazards Not Otherwise Classified	No

US. EPA CERCLA Hazardous Substances and Reportable Quantities (40 CFR 302.4)

None Reported

US. EPCRA Section 313 Toxic Release Inventory (TRI) (40 CFR 372)

None Reported

Additional Federal Regulatory Information

Not Applicable

State Regulations**US. California Proposition 65** None**Additional State Regulatory Information**

Not Applicable

National Inventory Status

National Inventory	Status
Australia - AIC / Australia Non-Industrial Use	Yes
Canada - DSL	Yes
Canada - NDSL	No (naphtha petroleum, heavy, hydrotreated; d-limonene****; carbon dioxide)
China - IECSC	Yes
Europe - EINEC / ELINCS / NLP	Yes
Japan - ENCS	Yes
Korea - KECI	Yes
New Zealand - NZIoC	Yes
Philippines - PICCS	Yes
USA - TSCA	All chemical substances in this product have been designated as TSCA Inventory 'Active'
Taiwan - TCSI	Yes
Mexico - INSQ	Yes
Vietnam - NCI	Yes
Russia - FBEPH	Yes

Legend:

Yes = All CAS declared ingredients are on the inventory

No = One or more of the CAS listed ingredients are not on the inventory. These ingredients may be exempt or will require registration.

SECTION 16 Other information

Revision Date	01/07/2025
Initial Date	22/08/2024

Other information

The SDS is a Hazard Communication tool and should be used to assist in the Risk Assessment. Many factors determine whether the reported Hazards are Risks in the workplace or other settings. Risks may be determined by reference to Exposures Scenarios. Scale of use, frequency of use and current or available engineering controls must be considered.

Powered by AuthorITe, from Chemwatch.